



Forest School Newsletter

Term 2 – Year 5




What have we been up to at **Forest School** this term?

This term we saw the year 5 classes return to Mr. Tom's Forest School.

The children's Discovery Topic this term was 'Ancient Greece'.

We have made links where we can for this topic with our Forest School learning and activities. We hope you enjoy reading our Newsletter and seeing some of what we have got up to at Forest School this term!

Hever Class



It was an absolute pleasure to welcome all the children back to Forest School; it was like the children had never left...



Hever Class

How did we link our Forest School Experience this term to our Discovery Topic of Ancient Greece?



P.E



Discovery Topic Links

We made our own Greek weapons and enjoyed safely throwing our home-made spears.



We enjoyed making our own Greek temples using mud and sticks.

We made our own Greek crowns!

Hever Class




We practised our fire lighting skills and learnt that the Greeks invented a weapon using fire, sulfur and/or quick lime. The chemicals enabled the fire to stay alight on water,. They would attack enemy ships with this weapon. We spoke about the dangers of this type of weapon and discussed what could have gone wrong for the Greeks.



We got creative with all the materials around us and just had fun!



Taking the dog for a walk!




We climbed trees.

Hever Class



Andrew Goldsworthy Nature Inspired Art by the students of Hever Class.



Hever Class



Hever Class designed their own Pudsey using only natural resources to show their support to Children in Need this term. We then displayed them in the Main School Hall for all to see.



Learning respect and raising awareness.

Hever Class



The children enjoyed making their own Christmas crafts. We spoke about different religions and cultures and the importance of understanding that we may not all celebrate Christmas, so being considerate and understanding of those who do not.




A chance to play and have fun with our friends.



Den building and imaginative play.

Hever Class



The children were introduced to our emergency survival shelter. They were all very interested and keen to practise the technique!



We practised our fire lighting skills by helping Mrs. Saul light the main campfire.



One student invented their own fire lighting tool! What a fantastic idea! Well done.

A very special moment two of the boys from Hever Class shared whilst playing in the mud pit ... one boy to the other: "I hope you pass your tests so we can go to the same school and talk about this day forever"



Hever Class

Week 4 Hot Chocolate and marshmallows!!





Hever Class


10/10 from most of the children!






Hever Class

It has been an absolute pleasure; Mrs. Saul and I are looking forward to welcoming you back in Term 5 for the remainder of your 10 Forest School Sessions.



What does Forest School mean to Hever Class?



Bella - "Forest School is fun, muddy and artistic."

London - "Fun"

Nana - "It means I can get muddy!"

Irvine - "Forest School means to have fun."

Kingfisher Class



Kingfisher Class wasted no time getting back into the Forest School spirit! During the first week the children enjoyed making Remembrance Crosses and Poppies to show our support and respect. The children then secured them in the ground outside the Forest School border for all to see.



D.T



Fine Motor



Achievement and Recognition



We used a **bow saw**, a **bill hook** and a **hammer**.

Kingfisher Class



Pond dipping, The children found water boatman, water scorpions and dragonfly larvae.




Fire lighting. We linked our fire lighting to our discovery topic 'Ancient Greece'



Remembrance Day: we all paid our respects.



Kingfisher Class



Pumpkin smashing and de-stressing: what a hit this was with the children.

We made our own Christmas trees: very fiddly but very fun and the results were incredible.





Kingfisher Class

The children were very excited to visit Forest School when the temperature dropped enough for us this term to wake up to some ice! Some of the children then enjoyed making their own hanging ice decorations.





Kingfisher Class

enjoyed practising their DT skills,
they made reindeers, Christmas
trees and gnomes.





Kingfisher Class

Week 4, Hot Chocolate and Marshmallows!





Kingfisher Class

"This is better than a Costa!!"



What does Forest School mean to Kingfisher Class?



Ava - "It gives me joy."

Grace - "It means lots of things, because when it's really cold we get to heat up by the fire."

Natania - "It means fun, and I wish I could come here every day."

Cody - "Lots of joy and fun."

Emily - "I like the teachers."

Seahorse Class



Were all very excited to return to Forest School this term!



We made our own Christmas trees.



We used Elder to make our own Necklaces and bracelets. Great for our fine motor skills!




Seahorse Class



"We got to just 'play' and enjoyed the mud!"



We enjoyed pond dipping and found some very large 'Great Diving Beetles'



We too linked Fire Lighting to our discovery topic 'Ancient Greeks'



We worked on our teamwork and social, listening and communication skills.

Seahorse Class



Christmas crafts and making gifts for the special people in our lives.



Seahorse Class



Physical exercise and physical activity

The children were of great help when it came to site development this term!



Great physical activity and exercise!



We realised that when the grass is wet, it is great fun to slide on in our waterproofs. I did not go so well for Miss H!



We made Greek spears with mud and sticks, started our own fires and made our own Pudsey from leaves.



Seahorse Class



Whittling, splitting and more Christmas crafts!





Seahorse Class

It has been a pleasure to witness the children from Seahorse grow in confidence and skills this term up at Forest School. We look forward to welcoming all the children back up to Forest School in Term 5.

What does Forest School mean to Seahorse Class?



The children's responses:

Ella and Amy - "Everything."

James M - "Knee sliding!"

Milo - "A chance to draw."

Isla - "Creating things."

Demi - "Getting Muddy!"

Isioma - "Having fun."



Yew Class



Just like when all other classes return to Forest School for the first time in a little while... Yew Class wasted no time in enjoying the mud pit!



The children worked together as a team and challenged themselves to make a bridge across the mud pit. It was amazing to see them all working so well together and helping one another cross the mud pit. What amazing teamwork shown! - well done Yew Class!



Yew Class



'Andrew Goldsworthy Nature Inspired Art'

Yew Class

Andrew Goldsworthy Nature inspired art continued...

I was blown away by the creativity shown by Yew Class.

They all worked extremely hard on their masterpieces and worked well both in a team and independently.



Yew Class



Den building and making our own shelters using natural resources.



Making our **forever memories** with our friends that will stay with us forever.




Some of us even embraced the mud when we never thought we would!

Yew Class

Yew class really enjoyed creating Christmas crafts for their family members. They were able to safely use the saw, palm drill, hammer and nails to create their chosen design.

They did make me chuckle; some of the children decided that they liked their design so much that they decided not to gift it and keep it for themselves!




Yew Class



Yew Class enjoyed their creative time; they made a wide range of different items from Christmas gnomes to candy cane tabletop spinners and birds. We had to use our whittling, sawing and drilling skills to complete most of these craft items. Well done Yew Class.



Yew Class






Cozy time by the fire and what is cozy time without hot chocolate and marshmallows?!



Yew Class

We have made some fantastic memories this term. We look forward to welcoming Yew Class back to Forest School in Term 5.



Doing our bit for the environment and learning more about sustainability..



Yew Class enjoyed going on a litter pick to tidy our school grounds. We were shocked at some of the litter we found. We spoke about sustainability and discussed the decomposition life span on some of the items we found.



What does Forest School mean to Yew Class?



Gracie - "Having fun and getting muddy."

Hadley - "Always fun. You must remember your blood bubble safety space."

Riley - "Get to build stuff and have fun with my friends."

Ella - "A time to relax, be with my friends and be creative."

Teddy D - "Very fun!"

Finley - "I like that I get time to be with my friends and have fun."

Ollie - "I like to get muddy!"



Forest School activities you can do at home over the Christmas period with your family...



Make a
Christmas tree
from sticks.



Make a Christmas wreath or
some tree decorations using
twigs, pinecones and leaves.



Decorate your room by creating and hanging
some festive snowflakes.
(Remember to ask an adult first before using
any scissors.)

**Enjoy a Christmas Scavenger Hunt with
your families**

Can you find:

1. Something green like an Elf's outfit?
2. Something fluffy like Santa's beard?
3. Orange like a Snowman's nose?
4. Round like a bauble?
5. Shiny like a gold star?
6. White like mistletoe berries?
7. Curved like a candy cane?
8. A fallen branch shaped like reindeer antlers?





Please consider donating your used Christmas trees to Mr. Tom's Forest School.

Drop off point – gravel car park – on or after Tuesday 7th January 2025

We thank you for your continued support and we would like to wish you all a Merry Christmas and a Happy New Year.

We look forward to welcoming the children back to school for Term 3.



Miss Harwood, Mrs. Saul and the Forest School Team.